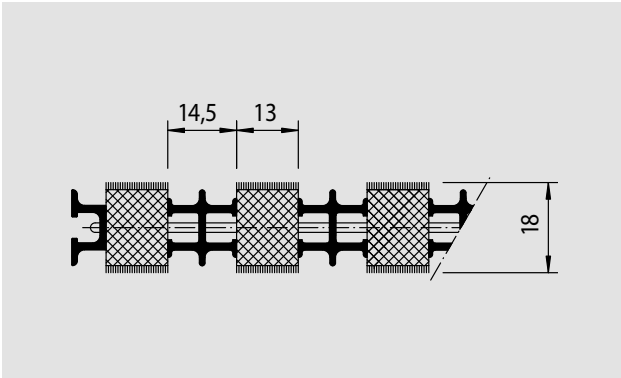



Model 18 NF



Description

An all-in-one, extremely hard-wearing and reversible entrance mat for laying on top of flooring. Customisable widths and walking depths available. Available in any geometric shape.



Inside and outside (covered, Zone 2)



Street dust, hair, sand, ash, textile fibres, small leaves and twigs, etc.




Extremely durable

Colours



grey



black

Model 18 NF

Approx. height (mm)	18
Roll-over and drive-over capability:	Wheelchairs Prams Light shopping trolleys hand trolleys Cars pallet trucks
Standard profile clearance approx. (mm)	0 mm, closed system
Connection	High-strength fibres
Weight (kg/m²)	17,0
Mat divisions as per factory standards or customer specifications	from a profile length of 2000 mm, a mat walking depth of 1200 mm or a maximum mat weight of 45 kg
Support chassis	Nylon-pile rubber
Tread surface	Robust strips of nylon-pile rubber combined with aluminium scraping profiles. Scraping profiles also available in brass or anodised finishes.

Subject to technical modifications