



emco entrance mat systems for renovations

emco entrance mat systems:
recommended for freshening up

Designing clean entrances

EMCO

A suitable combination for any purpose:

Effective and easy to look after.



How the mats retain their functionality over the long term:

The dirt does not stick, but falls into the gaps between the mat profiles. Moisture is absorbed, but it is also given off again. Since the mats can be rolled up, the dirt can easily be brushed out of the matwell, preventing it from being picked up again by subsequent visitors.



This is how the mats are cleaned:

With light soiling, the mat can be cleaned using a vacuum cleaner with high suction power (depending on usage). With moderate soiling, also sweep the mat and the mat well with a broom after rolling up the mat. With heavy soiling, wash the mat with a high-pressure cleaner and prop it up to dry.

Cleaning time and costs are reduced by up to 90%.

With functional inlays, plus additional profiles if necessary, emco entrance mats prevent dirt and moisture from being carried into the interior of the building and therefore create a pleasant ambience. Thanks to the robust aluminium sections, the mats are completely unaffected by fluctuations in temperature, and stand up well to permanently high loads.

The emco DIPLOMAT, MARSCHALL, PLAZA and SENATOR entrance mat models have an open profile, and the GS model has a closed profile. The main differences between the individual models are material thickness and profile width.

Detailed information about individual models with the available inlay and additional profile combinations, the LUMINA illuminated frame system, installation frames, dirt collection wells, substructures and much more can be requested by fax or e-mail using the coupon on the back.

1.

For perfectionists:

Replace the entire entrance area



Entrance area before renovation



Entrance area after renovation, with emcoLUMINA illuminated frame system

The address is the same, but the entrance is different!

Replacing the entire entrance area pays for itself: The culture of a successful company is reflected in a clean, well looked after entrance.

If the renovation of the entrance area is to have a practical as well as a cosmetic effect, it should include an emco clean-off system. This prevents dirt and moisture from being carried inside the building, and creates a pleasant ambience. A wide range of configurations allow the cut and design of the emco entrance mats to be adapted to individual local requirements in the exterior and interior areas.

The emco clean-off zone also provides scope for producing free designs or corporate image elements such as logos and colours. Independently of the scope of a renovation project, emco entrance mats always add more aesthetics and functionality to the entrance area. Our trained expert advisors would be pleased to provide you with advice and support for your renovation project with emco clean-off systems!

2.

For pragmatists:

Replace old mats



Entrance area with worn mat



Entrance area with emco entrance mat system

The first impression counts: A well-tended entrance is the company's business card.

If a mat well is already present, the entrance area can be significantly enhanced quickly and without structural modifications using an emco entrance mat system.

In the example that is shown, an emco DIPLOMAT RK entrance mat (coarse fibre inserts with scraper bar) was chosen to replace an unsightly and worn combination of different clean-off systems.

The professionally replaced entrance now has a representative effect, and therefore fits in with the overall impression of an exclusive sales room.

3.

For spontaneous people:

Replacing the ribbed inserts



Entrance area before ribbed carpet replacement



Entrance area after ribbed carpet replacement



Remove old inserts by hand



Clean the mat



Insert new carpet inlays by hand



Carpet inlay replacement by machine

**Freshening up
the entrance
area in a quick
and easy way.**

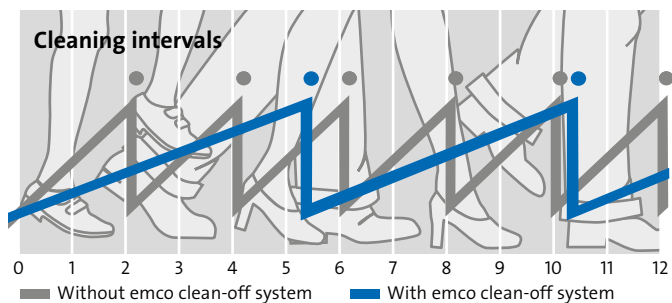
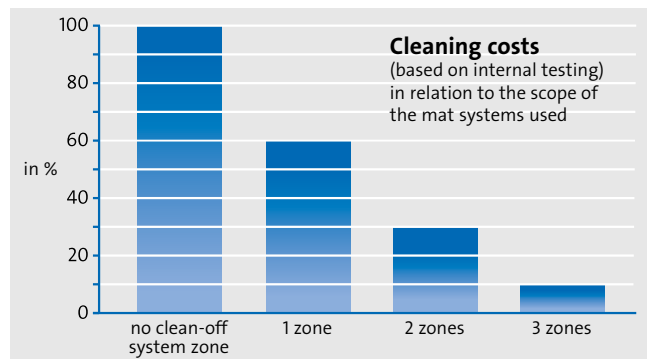

Burn marks caused by cigarette ends, chewing gum, oil stains and general wear and tear eventually render any entrance mat ineffective and make the entrance look unsightly.

Replacing the emco ribbed carpet provides you with the quickest and best way of Restoring the full effectiveness of your entrance mat and the attractive look of the entrance area. The metal chassis is retained: only the ribbed carpet strips are replaced. As an alternative to replacing the ribs by hand, our service team is always available with a mobile rib replacement machine. Please contact us for further information.



A suitable combination for any purpose:

Save money and feel good.



emco entrance mats and the emco clean-off zone form a clean-off system that prevents dirt and moisture in the entrance area. In order to attain maximum effectiveness, this is designed as a 3-zone cleaning system:

- In zone 1, emco entrance mats take off coarse dirt as a basic system, e.g. with a cassette brush insert.
- In zone 2, emco entrance mats then brush fine dirt off using coarse fibre ribbed inlays.
- In zone 3, the carpet-like emco clean-off zone finally removes moisture and residual dirt.

The longer a clean-off zone is, the fewer dirt particles reach the interior of the building. An entrance area with a clean-off system zone has many advantages compared to an entrance area without the system.

- Thorough cleaning first becomes necessary after 5 weeks (rather than just 2 weeks) and spending on renovation work is required only after an extended period of time. A professional cleaning zone can easily reduce cleaning time and costs by 90% (see fig. above).
- Premature wear of adjacent floor coverings caused by dirt, abrasive materials and short cleaning intervals is prevented. Less frequent use of chemical cleaning agents protects the environment.
- The risk of slippages on moisture and dirt in the entrance area and the associated cost of accidents are effectively prevented. Hygiene conditions in heavily frequented areas are significantly improved.

emco Bau- und Klimatechnik
GmbH & Co. KG
Postfach 1860
D-49803 Lingen (Ems)
Germany
Tel. +49 (0) 591 9140-0
Fax +49 (0) 591 9140-852
bau@emco.de

emco UK Ltd
5 Plough Road
Wellington
Telford
TF1 1ET
Tel. (+44) 01952 256446
Fax (+44) 01952 262940
enquiries@emcouk.co.uk

www.emco-bau.com

A member of the

